

HORIZONTAL LIQUID LEVEL CONTROLLERS

OPERATION

The Series LC-29 is a float type, single point liquid level controller. The LC-29 has a single point horizontal magnetically sensitive switch which extends into the tank. This switch is operated by magnetic elements located within the float as it is raised and lowered by the liquid. As the column switch opens and closes, the relay contained within the control head actuates. The relay is capable of handling up to 10 amps using a variety of voltages.

This unit is equipped with both a power lead ON when the float is resting in the bent or limp position and a power ON lead when the float is in the erect or straight position. As the float rises and falls, the replaceable control head relay conducts electricity through a yellow and red lead respectively. For example; The yellow lead conducts power when the float is in the limp or bent position. As the float begins to straighten out and become erect, the yellow lead de-energizes and the red lead conducts electricity. As the float begins to bend and become limp, the red lead de-activates and the yellow lead becomes active.

SPECIAL FEATURES

- ▣ Direct control eliminates external switching.
- ▣ Normally Closed and Normally Open wired at single point switch action.
- ▣ Low current in tank switching.
- ▣ Modular electrical components for easy Maintenance.
- ▣ All plastics construction prevents corrosion.
- ▣ Heat sealed, leak tight float and columns.



APPLICATION

The LC-29 is useful in controlling alarms, heaters, and large solenoid valves. This device is useful in shutting down heaters when the liquid level falls, which prevents heater elements from becoming exposed to air. The LC-29 is also useful when smaller switches cannot handle large alarm loads, such as strobe lights and electromechanical bells and horns. Similarly, very large solenoid valves can also be powered.

The LC-29 should not be used in conjunction with pumps and electrically actuated ball valves because the duration of the on point is not sufficient. Pumps and electrically actuated ball valves require a latching type level controller that allows a long on duration.

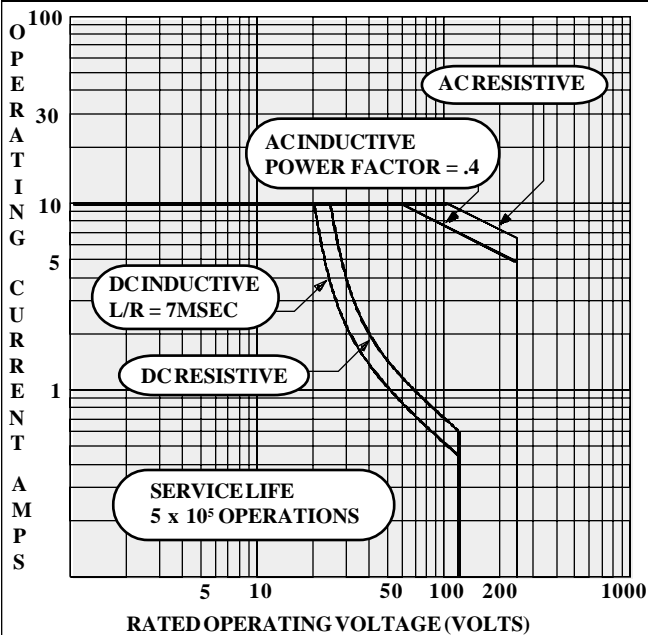
Safe and Reliable Controller Selection - In selecting a level controller, the total system design must be considered to assure safe, trouble-free performance. Controller function, material compatibility, adequate power ratings, proper installation, operation and maintenance are the responsibility of the system designer and user. Please feel free to ask for a copy of our Product Warranty.

LC-29 CONTROLLER SPECIFICATIONS

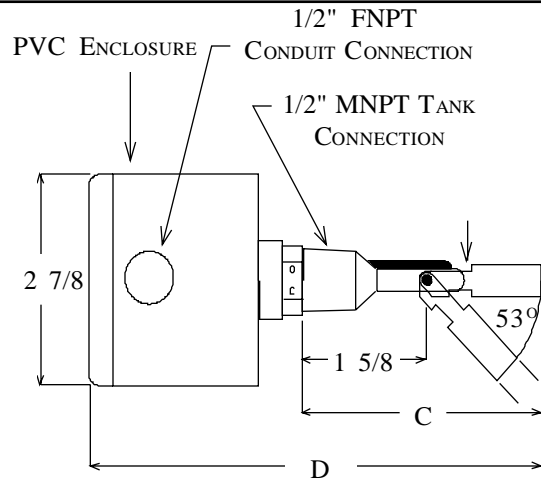
WETTED MATERIAL: Polypropylene (PP), Polyvinylidene Fluoride (PVDF)
CONTROL HOUSING: Polyvinyl Chloride (PVC). Water Tight.
ELASTOMERS: CAP / Buna-N
ELECTRICAL: SEE chart below - Replaceable load contactor - 1.6 VA / 1.4 watt switching power with ground protection
WIRE: 16 AWG oil and heat resistant
MOUNTING ATTITUDE: +/- 20 degrees.

BUOYANCY: 33% IN WATER, 40% (PP), 20% (PVDF)
COLUMN / TANK CLEARANCE: Flush in clean liquid. 3 inches from the bottom of the tank in precipitate or sediment bearing liquids.
MOUNTING BRACKETS: Expansion bushings and bulkhead adapters optional
TEMPERATURE RANGE: Wetted section; PP 180° F, PVDF 230° F. PVC control heads and electronics within not to exceed 120° F.

MAXIMUM SWITCHING CAPACITY

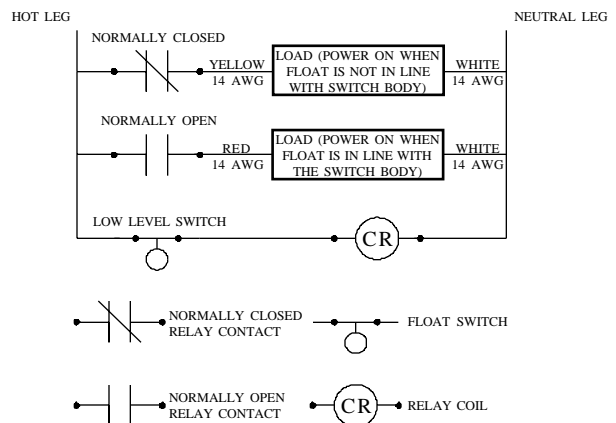


LC-29 DIMENSIONS



PP DIMENSION: C = 3 7/8" AND D = 7 1/2"
 PVDF DIMENSION: C = 4 1/4" AND D = 8"

LC-29 JIC SCHEMATIC



PART NUMBER	VOLTAGE	CURRENT
LC-29 ■ -D012	12	DC
LC-29 ■ -D024	24	DC
LC-29 ■ -D048	48	DC
LC-29 ■ -D110	100/110	DC
LC-29 ■ -A012	12	AC
LC-29 ■ -A024	24	AC
LC-29 ■ -A120	110/120	AC

■ = WET END MATERIAL SECTION
 P = POLYPROPYLENE
 F = POLYVINYLIDENE FLUORIDE

NOTE: ALL OF THE ABOVE ARE FOR SINGLE PHASE USE.

VARIOUS TECHNOLOGIES INCORPORATED
 2720 AIELLO DRIVE BUILDINGS C & D
 SAN JOSE, CALIFORNIA 95111
 PHONE (408) 972-4460 FAX (408) 972-4125

Distributed by: